



BEVERAGE-AIR®

Project: _____	AIA# _____
Item: _____	SIS# _____
Location: _____	
Approved: _____	

SM58HC SINGLE ACCESS, COLD WALL: SCHOOL MILK SERIES

SCHOOL MILK COLD WALL COOLER

SM58HC Single Access Cooler
Hydrocarbon Series

MODEL:
SM58HC-W-02



7 Year Parts/Labor Warranty
7 Year Compressor Warranty

CABINET CONSTRUCTION

- White coated steel exterior
- Stainless steel interior
- Stainless steel lids, hinged door and door latches
- Full electronic control
- Heavy-duty epoxy coated steel wire floor racks standard
- Floor drain is centrally located for easy cleaning, connecting to drain hose with hose adapter
- Flexible compression door gaskets, ensures a tight seal
- Self-latching doors/lids with safety bumpers
- Exterior thermometer
- Cylinder lock
- 4" Heavy-duty plate casters (2 with locks)
- Cold wall milk coolers are designed to hold product temperature during service. Product should be removed at the end of service and moved to long-term, refrigerated storage

OPTIONS & ACCESSORIES

- Corner bumpers
- Cafeteria tray slides
- Graphics

REFRIGERATION SYSTEM

- Uses environmentally friendly, energy efficient R290 refrigerant, and meets all regulatory requirements for CARB, SNAP, DOE & more
- Maintains product temperature between 36°F to 40°F



Please verify qualifying units by visiting:
www.energystar.gov/cfs

3779 Champion Blvd., Winston-Salem, NC 27105
1-888-845-9800 Fax: 1-336-245-6453
Beverage-Air.com Sales@bevair.com



BEVERAGE-AIR®

MODEL	SM58HC-W-02
EXTERNAL DIMENSIONAL DATA	
Width Overall (in)	58"
Depth Overall (in)	30 5/8"
Height Overall with Casters (in)	41 1/8"
Number of Lids/Doors	Single Access
Depth with Door Open 90° (in)	45 1/2"
INTERNAL DIMENSIONAL DATA	
NET Capacity (cubic ft.)	22.63
Internal Width Overall (in)	55"
Internal Depth Overall (in)	27"
Internal Height Overall (in)	25 3/4"
CASE CAPACITY	
13" X 13" X 11"	16
19" X 13" X 11"	10
ELECTRICAL DATA	
Full Load Amperes	2.2
REFRIGERATION DATA	
Horsepower	1/3
Capacity (BTU/Hr)	1434
Heat Rejection (BTU/Hr)	2151
Charge (lbs/grams/ounces)	0.1656 / 75 / 2.65
SHIPPING DATA	
Gross Weight	376 lbs
Height - Crated	48"
Width - Crated	61"
Depth - Crated	34"

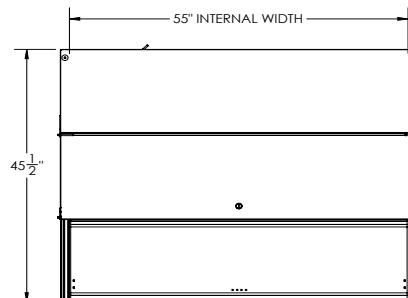
We reserve the right to change specifications and product design without notice. Such revisions do not entitle the buyer to corresponding changes, improvements, additions or replacements for previously purchased equipment. Dimensional tolerances +/- 1/4". Metric dimensions (MM).

School Milk Cooler - Single Access

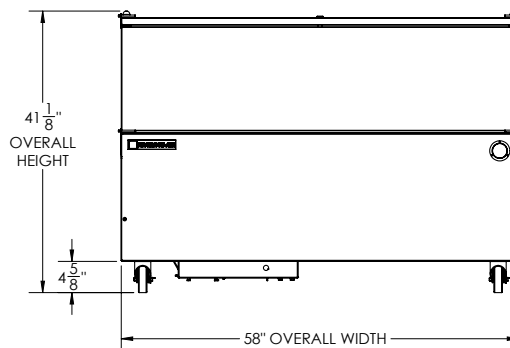
Model: SM58HC-W-02

Model Views

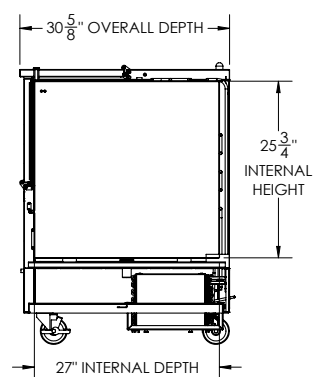
Required Clearance: 4 3/8" bottom



PLAN VIEW



ELEVATION VIEW



SIDE VIEW

ELECTRICAL CONNECTION



115/60/1
NEMA 5-15P

Unit pre-wired at factory and include 8' long cord and plug set.



3779 Champion Blvd., Winston-Salem, NC 27105 1-888-845-9800 Fax: 1-336-245-6453 Beverage-Air.com Sales@bevair.com

