



BEVERAGE-AIR

Project: _____	AIA# _____
Item: _____	
Location: _____	SIS# _____
Approved: _____	

SCHOOL MILK COLD WALL COOLER

ST58HC Dual Access Cooler
Hydrocarbon Series

MODEL:
ST58HC-W

ST58HC DUAL ACCESS, COLD WALL: SCHOOL MILK SERIES



7 Year Parts/Labor Warranty
7 Year Compressor Warranty

CABINET CONSTRUCTION

- White coated steel exterior
- Interior features a one piece, stainless steel back, front, floor with galvanized side walls for maximum milk crate support
- Stainless steel lids, hinged doors and door latches
- Dual sided access
- Full electronic control
- Heavy-duty epoxy coated steel wire floor racks standard
- Floor drain is centrally located for easy cleaning and connecting to drain hose with hose adapter
- Flexible compression door gaskets, ensures a tight seal
- Self-latching doors/lids with safety bumpers
- Exterior thermometer
- Cylinder locks
- 4" Heavy-duty plate casters (2 with locks)
- Cold wall milk coolers are designed to hold product temperature during service. Product should be removed at the end of service and moved to long-term, refrigerated storage

OPTIONS & ACCESSORIES

- Stainless steel interior on white models -02
- Corner bumpers
- Cafeteria tray slides
- Graphics

REFRIGERATION SYSTEM

- Uses environmentally friendly, energy efficient R290 refrigerant, and meets all regulatory requirements for CARB, SNAP, DOE & more
- Maintains product temperature between 36°F- 40°F



Please verify qualifying units by visiting:
www.energystar.gov/cfs

3779 Champion Blvd., Winston-Salem, NC 27105
1-888-845-9800 Fax: 1-336-245-6453
Beverage-Air.com Sales@bevair.com



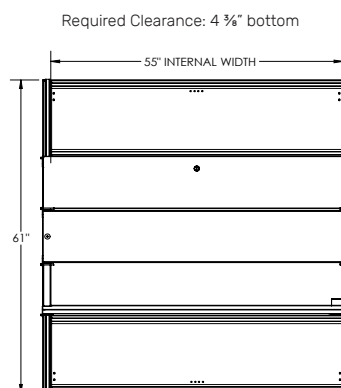
BEVERAGE-AIR®

MODEL	ST58HC-W
EXTERNAL DIMENSIONAL DATA	
Width Overall	58"
Depth Overall	31 1/4"
Height Overall with Casters	41 1/8"
Number of Lids/Doors	Dual Access
Both Lids Extended	61"
INTERNAL DIMENSIONAL DATA	
NET Capacity (cubic ft.)	22.5
Internal Width Overall (in)	55"
Internal Depth Overall (in)	27"
Internal Height Overall (in)	25 1/2"
CASE CAPACITY	
13" X 13" X 11"	16
19" X 13" X 11"	10
ELECTRICAL DATA	
Full Load Amperes	3.7
REFRIGERATION DATA	
Horsepower	1/2
Capacity (BTU/Hr)	2149
Heat Rejection (BTU/Hr)	3223.5
Charge (lbs/grams/ounces)	0.1656 / 75 / 2.65
SHIPPING DATA	
Gross Weight - Crated	382 lbs
Height - Crated	48"
Width - Crated	61"
Depth - Crated	34"

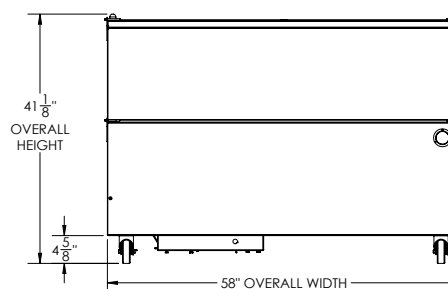
We reserve the right to change specifications and product design without notice. Such revisions do not entitle the buyer to corresponding changes, improvements, additions or replacements for previously purchased equipment. Dimensional tolerances +/- 1/4". Metric dimensions (MM).

School Milk Cooler - Dual Access Model: ST58HC-W

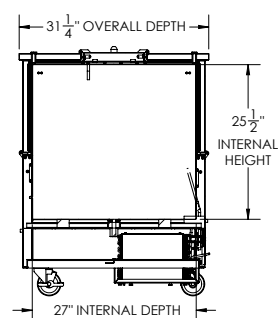
Model Views



PLAN VIEW



ELEVATION VIEW



SIDE VIEW

ELECTRICAL CONNECTION



115/60/1
NEMA 5-15P

Unit pre-wired at factory
and include 8' long cord
and plug set.



3779 Champion Blvd., Winston-Salem, NC 27105 1-888-845-9800 Fax: 1-336-245-6453 Beverage-Air.com Sales@bevair.com

