



Food Preparation Tables

TSSU, TPP & TFP

115v / 60 Hz





Contents



2 About True

4 Sandwich/Salad Tables

10 Food Prep Tables

14 Pizza Prep Tables



The industry's most complete refrigeration source.
True.

True is the world's leading supplier of quality commercial refrigeration. Founded over 70 years ago in St. Louis, Missouri, True continues to flourish around the globe by offering the best possible environment to store your food products.





True, Your Energy Efficient Future... Naturally®



Hydrocarbon has less than
THREE Global Warming
Potential (R134A = 1,430)



Naturally Occurring Refrigerant
= Environmentally Friendly



Up to 15% more efficient
than R134A and R404A



ZERO Ozone Depletion Potential



Sustainability

Over 70 Years of commercial refrigeration focus have enabled True to become experts in the design and development of our systems. While energy efficiency has always been part of our design process, we continue to utilize new technologies to improve our systems to be the most efficient in the industry, without sacrificing the performance that ultimately provides food safety for our customers throughout the World.

True continually searches for environmentally friendly components and processes to help reduce our own and our customers' carbon footprint. Initiatives include offering a natural refrigerant and a zero GWP/ODP Ecomate® foam insulation.

Energy efficiency without compromise.





PREP TABLES

Sandwich/Salad Tables

Incredibly adaptable, True's salad/sandwich tables are designed with enduring quality that protects your long-term investment.

The flexible well configurations allow you to tailor your ingredient pans to both your operation and menu, reducing preparation time and enhancing your product freshness.

Convenient undercounter cabinets allow for increased product storage and facilitate quick pan changeovers and replenishment.





Sandwich/Salad Prep Tables

Cutting Board

Full length removable cutting board; extra deep options available.



Coated
evaporators



Robust
components



Efficient
motors



Patented
airflow

Pans

4" deep, clear polycarbonate insert pans supplied as standard. Also accepts 6" and 8" deep pans.

TSSU-48-12-HC

Solid Door Sandwich/Salad Table

Lid & Hood

Insulated lid and hood keep temperatures colder, lock in freshness and minimize condensation. Removable for easy cleaning.

Insulation

Foamed-in-place Ecomate®, a high density, (CFC free) polyurethane insulation that has zero ozone depletion potential (ODP) and zero global warming potential (GWP).

Refrigeration

Advanced, robust and environmentally friendly refrigeration system.



TSSU-27-08D-2-HC



TSSU-36-08



TSSU-60-08-HC



TSSU-60-16D-4-HC

Sandwich/Salad

Model	Doors/Drawers	Shelves	Dimensions W** x D† x H*	HP	Amps	Crated Weight (lbs.)	Number of 1/6 Pans (top)
TSSU-27-08-HC	1 / 0	2	275/8 x 301/8 x 36¾	1/5	3.5	102	3
TSSU-36-08	2 / 0	4	363/8 x 301/8 x 36¾	1/3	8.3	116	4
TSSU-48-08-HC	2 / 0	4	483/8 x 301/8 x 36¾	1/3	5.8	134	4
TSSU-48-10-HC	2 / 0	4	483/8 x 301/8 x 36¾	1/3	5.8	136	4
TSSU-48-12-HC	2 / 0	4	483/8 x 301/8 x 36¾	1/3	5.8	155	4
TSSU-60-08-HC	2 / 0	4	603/8 x 301/8 x 36¾	1/3	6.5	155	4
TSSU-60-10-HC	2 / 0	4	603/8 x 301/8 x 36¾	1/3	6.5	166	4
TSSU-60-12-HC	2 / 0	4	603/8 x 301/8 x 36¾	1/3	6.5	171	4
TSSU-60-16-HC	2 / 0	4	603/8 x 301/8 x 36¾	1/3	6.5	164	4
TSSU-72-08-HC	3 / 0	6	723/8 x 301/8 x 36¾	½	7.2	198	4
TSSU-72-10-HC	3 / 0	6	723/8 x 301/8 x 36¾	½	7.2	198	4
TSSU-72-12-HC	3 / 0	6	723/8 x 301/8 x 36¾	½	7.2	202	4
TSSU-72-16-HC	3 / 0	6	723/8 x 301/8 x 36¾	½	7.2	200	4
TSSU-72-18-HC	3 / 0	6	723/8 x 301/8 x 36¾	½	7.2	202	4
TSSU-27-08D-2-HC	0 / 2	N/A	275/8 x 301/8 x 36¾	1/5	3.5	102	3
TSSU-48-12D-2-HC	1 / 2	2	483/8 x 301/8 x 36¾	1/3	5.8	155	4
TSSU-48-12D-4-HC	0 / 4	N/A	483/8 x 301/8 x 36¾	1/3	5.8	155	4
TSSU-60-16D-2-HC	1 / 2	2	603/8 x 301/8 x 36¾	1/3	6.5	184	4
TSSU-60-16D-4-HC	0 / 4	N/A	603/8 x 301/8 x 36¾	1/3	6.5	191	4

All models listed are available with optional crumb catcher.

All models listed are available with optional 19" (483mm) cutting board (excludes drawered models).

† Depth does not include 1" (26mm) for rear bumpers.

* Height does not include 6¼" (159mm) for castors or 6" (153mm) for optional legs. Height for all units are with the lid(s) closed.

** Width dimension does not include 1/8" (4mm) (each side) for lid pins, TSSU-27's only.

note: Door/drawer combination cabinets require customer to designate door/drawer orientation.

note: All models available with optional 3" (77mm) ADA compliant castors for 34" (864mm) work surface height.

All dimensions rounded up to the nearest 1/8".

Dual Sided Sandwich/Salad

Model	Doors/Drawers	Shelves	Dimensions W x D x H*	HP	Amps	Crated Weight (lbs.)	Number of 1/6 Pans (top)
TSSU-60-16-DS-ST-HC	2 / 0	4	603/8 x 38¾ x 31 3/8	1/3	6.5	193	4

All models listed are available with optional crumb catcher.

* Height does not include 6¼" (159mm) for castors or 6" (153mm) for optional legs. Height for all units are with the lids closed.

note: All models available with optional 3" (77mm) ADA compliant castors for 34" (864mm) work surface height.

All dimensions rounded up to the nearest 1/8".



TSSU-72-08



TSSU-72-12



TSSU-72-18

Mega-Top Sandwich/Salad

Model	Doors/Drawers	Shelves	Dimensions W** x D† x H*	HP	Amps	Crated Weight (lbs.)	Number of 1/6 Pans (top)
TSSU-27-12M-B-HC	1 / 0	2	275/8 x 341/8 x 403/8	1/5	3.5	102	
TSSU-27-12M-C-HC	1 / 0	2	275/8 x 341/8 x 403/8	1/5	3.5	102	
TSSU-36-12M-B-HC	2 / 0	4	363/8 x 341/8 x 403/8	1/4	4.5	116	
TSSU-48-12M-B-HC	2 / 0	4	483/8 x 341/8 x 403/8	1/3	5.8	155	
TSSU-48-15M-B-HC	2 / 0	4	483/8 x 341/8 x 403/8	1/3	5.8	141	
TSSU-48-18M-B-HC	2 / 0	4	483/8 x 341/8 x 403/8	1/3	5.8	141	
TSSU-60-12M-B-HC	2 / 0	4	603/8 x 341/8 x 403/8	1/3	6.5	168	
TSSU-60-15M-B-HC	2 / 0	4	603/8 x 341/8 x 403/8	1/3	6.5	168	
TSSU-60-18M-B-HC	2 / 0	4	603/8 x 341/8 x 403/8	1/3	6.5	175	
TSSU-60-24M-B-ST-HC	2 / 0	4	603/8 x 341/8 x 403/8	1/3	6.5	175	
TSSU-72-12M-B-HC	3 / 0	6	723/8 x 341/8 x 403/8	1/2	7.2	200	
TSSU-72-15M-B-HC	3 / 0	6	723/8 x 341/8 x 403/8	1/2	7.2	202	
TSSU-72-18M-B-HC	3 / 0	6	723/8 x 341/8 x 403/8	1/2	7.2	202	
TSSU-72-24M-B-ST-HC	3 / 0	6	723/8 x 341/8 x 403/8	1/2	7.2	207	
TSSU-72-30M-B-ST-HC	3 / 0	6	723/8 x 341/8 x 403/8	1/2	7.2	214	

† Depth does not include 1" for rear bumpers.

* Height does not include 6 1/4" (159mm) for castors or 6" (153mm) for optional legs. Height for all units are with the lid(s) closed.

** Width dimension does not include 1/8" (4mm) (each side) for lid pins, TSSU-27's only.

Note: M-B model standard with nine 1/6 and three 1/9 size pans.

note: All models available with optional 3" (77mm) ADA compliant castors for 34" (864mm) work surface height.

All dimensions rounded up to the nearest 1/8".



TSSU-27-12M-B-HC



TSSU-36-12M-B



TSSU-60-12M-B-HC



TSSU-72-24M-B-ST-HC

Dual Sided Mega-Top Sandwich/Salad

Model	Doors/Drawers	Shelves	Dimensions W** x D† x H*	HP	Amps	Crated Weight (lbs.)	Number of 1/6 Pans (top)
TSSU-60-24M-B-DS-ST-HC	2 / 0	4	603/8 x 403/8 x 313/8	1/3	6.5	191	
TSSU-72-30M-B-DS-ST-HC	3 / 0	6	723/8 x 417/8 x 313/8	1/2	7.2	223	

** Width dimension does not include 1/4" (7mm) (each side) for cutting board brackets.

† Depth does not include 3 1/8" (80mm) each side on TSSU-60-24M-B-DS-ST or 23/8" (61mm) each side on TSSU-72-30M-B-DS-ST for cutting boards.

* Height does not include 6 1/4" (159mm) for castors or 6" (153mm) for optional legs. Height for all units are with the lid(s) closed.

note: All models available with optional 3" (77mm) ADA compliant castors for 34" (864mm) work surface height.

All dimensions rounded up to the nearest 1/8".

Mega-Top Sandwich/Salad Units with Flat Glass Lids

Model	Doors/Drawers	Shelves	Dimensions W** x D† x H*	HP	Amps	Crated Weight (lbs.)	Number of 1/6 Pans (top)
TSSU-48-18M-B-FGLID-HC	2 / 0	4	483/8 x 347/8 x 317/8	1/3	5.8	141	
TSSU-60-24M-B-ST-FGLID-HC	2 / 0	4	603/8 x 347/8 x 317/8	1/3	6.5	175	
TSSU-72-30M-B-ST-FGLID-HC	3 / 0	6	723/8 x 347/8 x 317/8	1/2	7.2	213	

† Depth does not include 1" for rear bumpers.

* Height does not include 6 1/4" (159mm) for castors or 6" (153mm) for optional legs. Height for all units are with the lid(s) closed.

Note: M-B model standard with nine 1/6 and three 1/9 size pans.

note: All models available with optional 3" (77mm) ADA compliant castors for 34" (864mm) work surface height.

All dimensions rounded up to the nearest 1/8".



TSSU-60-24M-B-DS-ST-HC



TSSU-72-30M-B-DS-ST-HC



TSSU-48-18M-B-FGLID-HC



TSSU-60-24M-B-ST-FGLID-HC



PREP TABLES

Food Prep Tables

This line of mega tops is made with quality metals such as a stainless steel front, top and sides with an aluminum back. TFPs come standard with an 8-inch deep, full-length removable cutting board. The countertop pan opening is designed to fit varying size pan configurations, with available pan divider bars. The drawers to the storage area below come equipped with 12-inch recessed door handles and also have the capacity to hold varying size pan configurations up to 6 inches deep.






Food Prep Tables

Cutting Board

Full length removable cutting board.




Coated
evaporators



Robust
components



Efficient
motors



Patented
airflow

Pans

4" deep, clear polycarbonate insert pans supplied as standard. Also accepts 6" and 8" deep pans.

TFP-48-18M Solid Door Food Prep Table

Lid & Hood

Insulated lid and hood keep temperatures colder, lock in freshness and minimize condensation. Removable for easy cleaning.

Insulation

Foamed-in-place Ecomate®, a high density, (CFC free) polyurethane insulation that has zero ozone depletion potential (ODP) and zero global warming potential (GWP).

Refrigeration

Advanced, robust and environmentally friendly refrigeration system.



TFP-32-12M



TFP-48-18M-D-2



TFP-32-12M-D-2



TFP-48-18M-D-4

Food Prep Units

Model	Doors/Drawers	Shelves	Dimensions W x D† x H*	HP	Amps	Crated Weight (lbs.)	Number of 1/6 Pans (top)
TFP-32-12M	1 / 0	2	32 1/8 x 31 1/2 x 45 3/4	1/5	3.3	143	12
TFP-48-18M	2 / 0	4	48 1/8 x 31 1/2 x 45 3/4	1/5	2.9	218	24
TFP-64-24M	2 / 0	4	64 1/8 x 31 1/2 x 45 3/4	1/3	4.8	259	36
TFP-72-30M	3 / 0	6	72 1/8 x 31 1/2 x 45 3/4	1/3	5.1	241	48
TFP-32-12M-D-2	0 / 2	N/A	32 1/8 x 31 1/2 x 45 3/4	1/5	3.3	143	12
TFP-48-18M-D-2	1 / 2	2	48 1/8 x 31 1/2 x 45 3/4	1/5	2.9	218	24
TFP-48-18M-D-4	0 / 4	N/A	48 1/8 x 31 1/2 x 45 3/4	1/5	2.9	218	24
TFP-64-24M-D-2	1 / 2	2	64 1/8 x 31 1/2 x 45 3/4	1/3	4.8	259	36
TFP-64-24M-D-4	0 / 4	N/A	64 1/8 x 31 1/2 x 45 3/4	1/3	4.8	259	36
TFP-72-30M-D-2	2 / 2	4	72 1/8 x 31 1/2 x 45 3/4	1/3	5.1	288	48
TFP-72-30M-D-4	1 / 4	2	72 1/8 x 31 1/2 x 45 3/4	1/3	5.1	288	48
TFP-72-30M-D-6	0 / 6	N/A	72 1/8 x 31 1/2 x 45 3/4	1/3	5.1	288	48

† Depth does not include 2" (51mm) for cutting board.

* Height does not include 3/4" (19mm) for castors. Height for all units are with the lid(s) closed.

All dimensions rounded up to the nearest 1/8".

Food Prep Units with Flat Glass Lid

Model	Doors/Drawers	Shelves	Dimensions W x D† x H*	HP	Amps	Crated Weight (lbs.)	Number of 1/6 Pans (top)
TFP-48-18M-FGLID	2 / 0	4	48 1/8 x 32 1/4 x 37 1/4	1/5	2.9	173	24
TFP-64-24M-FGLID	2 / 0	4	64 1/8 x 32 1/4 x 37 1/4	1/3	4.8	259	36
TFP-72-30M-FGLID	3 / 0	6	72 1/8 x 32 1/4 x 37 1/4	1/3	5.1	240	48

† Depth does not include 2 1/4" (57mm) for cutting board.

* Height does not include 3/4" (19mm) for castors. Height does not include 215/8" (550mm) for open lid.

Total height with castors and lid open is 595/8" (1515 mm).

All dimensions rounded up to the nearest 1/8".



TFP-48-18M



TFP-60-24M-D-4



TSSU-48-18M-B-FGLID



TSSU-72-30M-B-FGLID



PREP TABLES

Pizza Prep Tables

True pizza prep tables offer market-leading design and are manufactured specifically to satisfy the demands of the busy pizza preparation area.

All models are manufactured using the highest quality materials and components, providing the user with the most consistent product temperatures, lower utility costs, exceptional food safety and the best value in today's foodservice marketplace.





Pizza Prep Tables

Wells

Refrigerated wells at the back of the counter keep the pizza toppings cool throughout the service period. True's robust, environmentally friendly forced-air refrigeration system holds the temperature in the ingredient wells and undercounter storage space at 0,5 to 5°C.




Coated
evaporators



Robust
components



Efficient
motors



Patented
airflow

TPP-AT-44D-2-HC

Drawered Pizza Prep Table

Cutting Board

Extra-deep, 19.5" removable cutting/preparation board that runs along the entire length. Made from hygienic, high density, white polyethylene, the board provides a tough, wipe clean preparation surface.

Lid

When ingredients are not required, a patented stainless steel, foam insulated flat lid covers the wells, keeping temperatures colder, locking in freshness, and minimizing condensation.

Insulation

Foamed-in-place Ecomate®, a high density, (CFC free) polyurethane insulation that has zero ozone depletion potential (ODP) and zero global warming potential (GWP).



TPP-AT-44-HC



TPP-AT-60D-2-HC



TPP-AT-67-HC



TPP-AT-93D-6-HC

Pizza Prep Tables

Model	Doors/Drawers	Shelves	Dimensions W** x D† x H*	HP	Amps	Crated Weight (lbs.)	Number of 1/3 Pans (top)
TPP-AT-44-HC	1 / 0	2	44¾ x 335/8 x 387/8	¼	3.9	150	10
TPP-AT-60-HC	2 / 0	4	60¼ x 335/8 x 387/8	¼	3.9	186	14
TPP-AT-67-HC	2 / 0	4	673/8 x 335/8 x 387/8	¼	3.9	205	16
TPP-AT-93-HC	3 / 0	6	93½ x 335/8 x 387/8	¾	7.1	273	22
TPP-AT-119-HC	4 / 0	8	119¼ x 335/8 x 387/8	¾	7.1	443	30
TPP-AT-44D-2-HC	0 / 2	N/A	44¾ x 335/8 x 387/8	¼	3.9	150	10
TPP-AT-60D-2-HC	1 / 2	2	60¼ x 335/8 x 387/8	¼	3.9	—	14
TPP-AT-67D-2-HC	1 / 2	2	673/8 x 335/8 x 387/8	¼	3.9	—	16
TPP-AT-67D-4-HC	0 / 4	N/A	673/8 x 335/8 x 387/8	¼	3.9	—	16
TPP-AT-93D-2-HC	2 / 2	4	93½ x 335/8 x 387/8	¾	7.1	273	22
TPP-AT-93D-4-HC	1 / 4	2	93½ x 335/8 x 387/8	¾	7.1	273	22
TPP-AT-93D-6-HC	0 / 6	N/A	93½ x 335/8 x 387/8	¾	7.1	273	22
TPP-AT-119D-2-HC	3 / 2	8	119¼ x 335/8 x 387/8	¾	7.1	443	30
TPP-AT-119D-4-HC	2 / 4	4	119¼ x 335/8 x 387/8	¾	7.1	443	30
TPP-AT-119D-6-HC	1 / 6	2	119¼ x 335/8 x 387/8	¾	7.1	443	30
TPP-AT-119D-8-HC	0 / 8	N/A	119¼ x 335/8 x 387/8	¾	7.1	443	30

** Width dimension does not include ¼" (7mm) (each side) for cutting board brackets.

** Width dimension does not include 3/8" (10mm) (each side) for lid pins on the TPP-60, TPP-60D-2, TPP-67, TPP-67D-2 & TPP-67D-4.

† Depth dimension does not include 3" (77mm) for cutting boards.

† Depth does not include 1" (26mm) for rear bumpers or ¼" (7mm) for front bumper.

* Height does not include 6¼" (159mm) for castors or 6" (153mm) for optional legs. Height for all units are with the lid(s) closed.

note: Door/drawer combination cabinets require customer to designate door/drawer orientation.

All dimensions rounded up to the nearest 1/8".



TPP-AT-67D-4-HC



TPP-AT-93-HC




TPP-AT-119-HC

FLAT LID OPTION (TSSU MODELS)

description	number of lids	number of pans	item number
Standard TSSU's			
TSSU-27-08-HC	1	8	920232-FI
TSSU-36-08-HC	1	8	920051-FI
TSSU-48-08-HC	1	8	920051-FI
TSSU-48-10-HC	1	10	920052-FI
TSSU-48-12-HC	1	12	920053-FI
TSSU-60-08-HC	1	8	920051-FI
TSSU-60-10-HC	1	10	920052-FI
TSSU-60-12-HC	1	12	920053-FI
TSSU-60-16-HC*	2	8 / 8	920054-FI
TSSU-72-08-HC	1	8	920051-FI
TSSU-72-10-HC	1	10	920052-FI
TSSU-72-12-HC	1	12	920053-FI
TSSU-72-16-HC*	2	8 / 8	920054-FI
TSSU-72-18-HC*	2	10 / 8	920477-FI

*Unit now becomes a split top with two pan openings.

Note: Flat lids are factory installed, contact customer service for lead time.



TSSU flat lid option

FLAT LID OPTION (TSSU MEGA TOP MODELS)

description	number of lids	number of pans	item number
Mega Top TSSU's			
TSSU-27-12M-B/-C-HC	1	12	920233-FI
TSSU-36-12M-B-HC	1	12	920056-FI
TSSU-48-12M-B-HC	1	12	920056-FI
TSSU-48-15M-B-HC	1	15	920057-FI
TSSU-48-18M-B-HC	1	18	920067-FI
TSSU-60-12M-B-HC	1	12	920056-FI
TSSU-60-15M-B-HC	1	15	920057-FI
TSSU-60-18M-B-HC	1	18	920067-FI
TSSU-60-24M-B-ST-HC	2	12 / 12	955549-FI
TSSU-72-12M-B-HC	1	12	920056-FI
TSSU-72-15M-B-HC	1	15	920057-FI
TSSU-72-18M-B-HC	1	18	920067-FI
TSSU-72-24M-B-ST-HC	2	12 / 12	920058-FI
TSSU-72-30M-B-ST-HC	2	12 / 18	920059-FI

Note: Flat lids are factory installed, contact customer service for lead time.



Bracket hardware utilizes existing screw holes.

PAN DIVIDERS

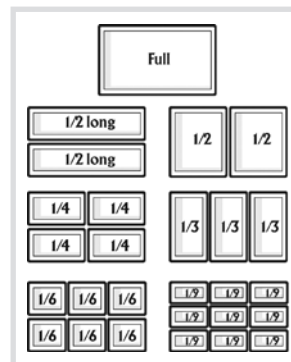
description	standard	dimensions	item number
Pan Dividers For Condiment Pans (top of cabinet)			
TSSU-27-08-HC	✓	1" D x 25" W	925283
TSSU-27-08-HC		7/8" D x 25" W	925451
TSSU-27-08-HC		7/8" D x 25" W	925452
TSSU Mega	✓	1" D x 207/16" W	925282
TSSU Mega		15/16"Dx207/16"W	925453
TSSU Mega		7/8"Dx207/16"W	925454
TSSU Non-Mega & TPP		11/16"Dx125/8"W	861273
TSSU Non-Mega & TPP		15/16"Dx125/8"W	865597
TSSU Non-Mega & TPP	✓	27/32"Dx125/8"W	864266
TSSU Non-Mega & TPP		1" D x 129/16" W	925281
Pan Dividers For Drawers			
TPP & Deep Undercounters/ Worktops		11/16"Dx129/32"W	921493
TPP & Deep Undercounters/ Worktops	✓	11/16"Dx205/16"W	921745
TRCB*	✓	15/32"Dx211/32"W	867675

*Two pan dividers per drawer standard on TRCB-52's, TRCB-96 and left side drawers of TRCB-82's.

Note: Pan dividers not standard on TPP models.



TSSU-48-18M-B-HC Shown with variety of pan sizes. (pans supplied by others)



Incremental pan sizes designed to fit in full size pan opening in many different variations.

description	dimensions	item number
SINGLE OVERSHELVES		
TSSU/TUC/TWT-27 & Mega-HC	(275/8"W x 16"D x 201/32"H*)	914976
TSSU/TUC/TWT-36 & Mega	(363/8"W x 16"D x 201/32"H*)	914977
TSSU/TUC/TWT-48 & Mega-HC	(483/8"W x 16"D x 201/32"H*)	914978
TSSU/TUC/TWT-60 & Mega-HC	(603/8"W x 16"D x 201/32"H*)	915702
TSSU/TUC/TWT-72 & Mega-HC	(723/8"W x 16"D x 201/32"H*)	914980
TPP-AT-44 & TUC/TWT-44-HC	(445/8"W x 16"D x 201/32"H*)	915048
TPP-AT-60 & TUC/TWT-60-32-HC	(603/8"W x 16"D x 201/32"H*)	915702
TPP-AT-67 & TUC/TWT-67-HC	(673/8"W x 16"D x 201/32"H*)	915049
TFP-32	(323/8"W x 16"D x 43½"H*)	958621
TFP-48	(483/8"W x 16"D x 43½"H*)	958615
TFP-64	(643/8"W x 16"D x 43½"H*)	958617
TFP-72	(723/8"W x 16"D x 43½"H*)	958619
DOUBLE OVERSHELVES		
TSSU/TUC/TWT-27 & Mega-HC	(275/8"W x 16"D x 331/32"H*)	914981
TSSU/TUC/TWT-36 & Mega	(363/8"W x 16"D x 331/32"H*)	914982
TSSU/TUC/TWT-48 & Mega-HC	(483/8"W x 16"D x 331/32"H*)	914983
TSSU/TPP/TUC/TWT-60 & Mega/TUC/TWT-60-32	(603/8"W x 16"D x 331/32"H*)	914984
TSSU/TUC/TWT-72 & Mega-HC	(723/8"W x 16"D x 331/32"H*)	914985
TPP-AT-44 & TUC/TWT-44-HC	(445/8"W x 16"D x 331/32"H*)	915014
TPP-AT-67 & TUC/TWT-67-HC	(673/8"W x 16"D x 331/32"H*)	915015
TFP-32	(323/8"W x 16"D x 56½"H*)	958620
TFP-48	(483/8"W x 16"D x 56½"H*)	958614
TFP-64	(643/8"W x 16"D x 56½"H*)	958616
TFP-72	(723/8"W x 16"D x 56½"H*)	958618

Made of heavy-gauge stainless steel.

* Indicates maximum height, single overshelves and lower shelf on double overshelves are adjustable.

Note: Overshelves not available for dual sided models.

Note: Overshelves not available for TPP-93 or -119 models.



Telescoping Hood



Topping Catcher

TPP: Telescoping Hood & Topping Catcher Options (Factory Installed)

Telescoping Hood

TPP-AT-44's Telescoping Hood
TPP-AT-60's Telescoping Hood
TPP-AT-67's Telescoping Hood
TPP-AT-93's Telescoping Hood
TPP--AT119's Telescoping Hood

Topping Catcher

TPP-AT-44's Topping Catcher
TPP--AT60's Topping Catcher
TPP-AT-67's Topping Catcher
TPP-AT-93's Topping Catcher
TPP-AT-119's Topping Catcher

Telescoping Hood & Topping Catcher options are available for all existing variations and voltages of TPP series models.

Telescoping Hood & Topping Catcher options are available separately or combined.

Telescoping Hood & Topping Catcher options are not field retrofitable.

Note: contact factory for further information.



True manufactures the
widest range of professional
refrigeration products.

www.truemfg.com



Food Preparation Tables
Undercounters
Worktops
Traditional Reach-Ins
Underbar Refrigeration
Glass Door Merchandisers
Vertical Air Curtains
Spec Series®
Chef Bases
Display Cases



TRUE MANUFACTURING CO., INC.

USA FOODSERVICE DIVISION

2001 EAST TERRA LANE • O'FALLON, MO 63366-4434

TEL (636)240-2400 • TOLL FREE (800)325-6152

FAX (636)272-2408 • PARTS FAX (636)272-9471

WWW.TRUEMFG.COM

